

The Christian Adventure Centre

Inspiring Growth Through
Adventure

ON SITE Activity Risk Assessments

January 2026



Date	Review Date	Person completing/reviewing RA	Signature
6th January 2026	January 2027	Jon Holden – Centre Manager	<i>Jon Holden</i>

Risk Assessments

- ❑ Rocket Science
- ❑ Orienteering (onsite)
- ❑ Orienteering (offsite)
- ❑ Geo-caching
- ❑ Climbing Wall (OV)
- ❑ Hiking
- ❑ Teambuilding
- ❑ All terrain Biking
- ❑ Archery
- ❑ Low Ropes
- ❑ Crate Stack
- ❑ Bushcraft & Shelter Building (Forest Area Surrounding The Centre)
- ❑ Tunnels
- ❑ Nightline
- ❑ Wild Boar

Date	Review Date	Person completing/reviewing RA	Signature
6th January 2026	January 2027	Jon Holden – Centre Manager	<i>Jon Holden</i>

Activity	Rocket Science
Location	Within Viney Hill grounds or suitable open ground, away from roads. SN 654068
Instructor Qualifications	N/A
Brief Description	Using water propelled rockets to learn about basic science. Various experiments such as distance, height and accuracy.
Main Priority Hazards	Being hit by a rocket, tripping over equipment, slipping on wet floor.
Nearest Telephone	Instructors mobile (and Viney Hill Centre Office)
Nearest Hospital	Minor injuries: Forest of Dean Community Hospital, Steam Mills Rd, Cinderford GL14 3HY, 0300 4212121 Major injuries: Gloucester Royal Hospital, Great Western Road, Glos, GL1 3NN 0300 4222222
Hazard	Measure to reduce risk
Getting hit by a rocket	<ul style="list-style-type: none"> • Safety brief to be given by a trained instructor/adult. • All participants to be made aware of risks of falling rockets. • All Participants in the shooting area were warned and kept under supervision. • Pumps should be left alone while rockets are being loaded. • Instructor/adult supervision at all times to ensure safety rules are followed.
Slips, trip and falls	Adequate footwear to be worn, with good tread. Shoe fastened correctly.

Date	Review Date	Person completing/reviewing RA	Signature
6th January 2026	January 2027	Jon Holden – Centre Manager	<i>Jon Holden</i>

Activity	Orienteering (Onsite)
Location	Just the grounds of the Centre, Viney Hill.
Instructors Qualifications	N/A basic knowledge of navigation needed, in-house training given
Guidebook/Further Information	N/A
Brief Description	All participants are encouraged to work in groups, help each other and find the relevant map references.
Main Priority Hazards	Getting lost; Traffic from car park Going in to other activity areas/ car park Ankle injuries due to wet, slippery or muddy paths.
Nearest Telephone	Viney Hill – In the Centre
Nearest Hospital	Minor injuries: Forest of Dean Community Hospital, Steam Mills Rd, Cinderford GL14 3HY, 0300 4212121 Major injuries: Gloucester Royal Hospital, Great Western Road, Glos, GL1 3NN 0300 422222

Hazard	Measure to Reduce The Hazard
Extreme weather	All participants to dress appropriately to the current weather conditions.
Getting lost	<ul style="list-style-type: none"> • All groups are given a safety briefing about boundaries of the activity area, where they cannot go and to stick together. • Each group was given instruction on map-reading. • Each group is supervised, and sessions designed to keep groups coming back to instructor/ adult as regular checks on their position.
Slips, trip and falls	Adequate footwear to be worn, with good tread. Shoe fastened correctly.


Date	Review Date	Person completing/reviewing RA	Signature
6th January 2026	January 2027	Jon Holden – Centre Manager	<i>Jon Holden</i>

Activity	Orienteering (Offsite)
Location	Forest of Dean/ Other locations
Instructors Qualifications	N/A basic knowledge of navigation needed, in-house training given
Guidebook/Further Information	N/A
Brief Description	All participants are instructed to work in groups, help each other and find the relevant map references.
Main Priority Hazards	Getting lost; Ankle injuries due to wet, slippery or muddy paths. Roads.
Nearest Telephone	Viney Hill – In the Centre Common locations Christchurch – ChristChurch Campsite/ Mobile Mallards pike – Go ape/Café/Mobile Beechenhurst- Café/ Mobile Other – Mobile
Nearest Hospital	Minor injuries: Forest of Dean Community Hospital, Steam Mills Rd, Cinderford GL14 3HY, 0300 4212121 Major injuries: Gloucester Royal Hospital, Great Western Road, Glos, GL1 3NN 0300 4222222

Hazard	Measure to Reduce The Hazard
Getting lost	<ul style="list-style-type: none"> Each group is given instruction on map-reading and a safety briefing on what to do if they get lost. The safety brief includes boundary areas, safe road crossings if required (as a group, walking, section of road with clear views in both directions).
Extreme weather	All participants to dress appropriately to the current weather conditions.
Slips, trip and falls	Adequate footwear to be worn, with good tread. Shoe fastened correctly.
Meeting walkers, horse riders and mountain bikers	Participants advised to treat these with respect and if necessary to step from path until passed.
Dogs	Participants warned to neither approach nor run from dogs.
Forest Operations such as: Tree felling Clearing work Other work	<ul style="list-style-type: none"> Research Forest locations in advance and take note of relevant signage and commencement of forestry works. Keep away from machinery/forestry operations In doubt call the Forestry Commission for help/guidance
Wild Boar	See separate Risk Assessment for Wild Boar

Date	Review Date	Person completing/reviewing RA	Signature
6th January 2026	January 2027	Jon Holden – Centre Manager	<i>Jon Holden</i>

Activity	Geocaching
Location	On Viney Hill Centre Grounds SN 654068(VH)
Instructors Qualifications	N/A basic knowledge of navigation needed, in-house training given
Brief Description	A technology lead treasure hunt with occasional team challenges to gain next coordinates
Main Priority Hazards	Getting lost, Low branches, tripping hazards, steep slopes and ditches
Nearest telephone	Instructor mobile/Centre Phone
Nearest Hospital	Minor injuries: Forest of Dean Community Hospital, Steam Mills Rd, Cinderford GL14 3HY, 0300 4212121 Major injuries: Gloucester Royal Hospital, Great Western Road, Glos, GL1 3NN 0300 4222222
Hazard	Measure to reduce the risk
Slips, trip and falls	Adequate footwear to be worn, with good tread. Shoe fastened correctly.
Meeting walkers, horse riders and mountain bikers	Participants advised to treat these with respect and if necessary to step from path until passed.
Extreme weather	All participants to dress appropriately to the current weather conditions.
Meeting walkers, horse riders and mountain bikers	Participants advised to treat these with respect and if necessary to step from path until passed.
Group or individual getting lost	Instructor/Adult to give safety brief and to be with the group at all times.
Forest Operations such as: Tree felling Clearing work Other work	<ul style="list-style-type: none"> • Take note of relevant signage and commencement of forestry works. • Keep away from machinery/forestry operations • In doubt call the Forestry Commission for help/guidance
Wild Boar	See separate Risk Assessment for Wild Boar

Date	Review Date	Person completing/reviewing RA	Signature
6th January 2026	January 2027	Jon Holden – Centre Manager	

Activity	Climbing Wall (The Old Vicarage)
Location	Viney Hill SN 654068
Instructor Qualification	In-house training and Signed off by technical advisor or SPA/RCI/ERCA
Brief Description	All of the climbs are rigged as top ropes with the belay at the bottom. All of the climbs will be treated as single pitch climbs, where the participants are actively encouraged to help belay each other.
Approach	Not applicable
Main Priority Hazards	Bumps and grazes from impacting the wall; vehicles on track around OV, falling objects, participants falling
Nearest Telephone	Viney Hill office
Nearest Hospital	Minor injuries: Forest of Dean Community Hospital, Steam Mills Rd, Cinderford GL14 3HY, 0300 4212121 Major injuries: Gloucester Royal Hospital, Great Western Road, Glos, GL1 3NN 0300 4222222

Hazard	Measure to Reduce the Hazard
Banging against on wall	All participants to wear a CEN approved climbing helmet while Climbing & Belaying or in the vicinity while the activity is happening.
Participants falling from the wall	Ensure that the belay rope is kept tight at all times while climbing.
Objects falling	Ensure all climbers remove hard objects from pockets when climbing.
Equipment correctly fitted. Knot/Carabiner correctly attached.	Instructor to check each participant's harness and carabiner or knot (figure of eight knot with a stopper) are correctly attached.
Participants may not belay correctly, potentially causing injury to the climber	Give a thorough briefing on how to belay correctly. Instructor supervision at all times during the session.
Hair and jewellery may get caught in equipment, artificial holds etc.	People with long hair must have it tied back or securely tucked away, hanging jewellery etc., must be removed before the session commences.
Vehicles	Ensure driveway past the climbing wall is sectioned off to prevent access
Slips, trip and falls	Adequate footwear to be worn, with good tread. Shoe fastened correctly.
Extreme weather	All participants to dress appropriately to the current weather conditions.

Date	Review Date	Person completing/reviewing RA	Signature
6th January 2026	January 2027	Jon Holden – Centre Manager	<i>Jon Holden</i>

Activity	Hiking
Location	Throughout the Forest of Dean
Instructor Qualification	Local knowledge, knowledge of navigation needed, In-house training.
Guidebook/Further Information	N/A
Brief Description	All participants are encouraged to work together, help each other, share in mapping the route and enjoy the environment.
Main Priority Hazards	Getting lost; Slips, trips, falls. Falling down ditches.
Nearest Telephone	Mobile phones will be used
Nearest Hospital	Minor injuries: Forest of Dean Community Hospital, Steam Mills Rd, Cinderford GL14 3HY, 0300 4212121 Major injuries: Gloucester Royal Hospital, Great Western Road, Glos, GL1 3NN 0300 4222222

Hazard	Measure to Reduce The Hazard
Getting lost	Use only instructors with map-reading skills and local knowledge.
Slips, trip and falls	Adequate footwear to be worn, with good tread. Shoe fastened correctly.
Meeting walkers, horse riders and mountain bikers	Participants advised to treat these with respect and if necessary to step from path until passed
Dogs	Participants warned to neither approach nor run from dogs.
Extreme weather	All participants to dress appropriately to the current weather conditions.
Forest Operations such as: Tree felling Clearing work Other work	<ul style="list-style-type: none"> ● Research Forest locations in advance and take note of relevant signage and commencement of forestry works. ● Keep away from machinery/forestry operations ● In doubt call the Forestry Commission for help/guidance
Wild Boar	See separate Risk Assessment for Wild Boar

Date	Review Date	Person completing/reviewing RA	Signature
6th January 2026	January 2027	Jon Holden – Centre Manager	<i>Jon Holden</i>


Activity	Team Building and Initiative Exercises
Location	Within the grounds and surrounds of Viney Hill, Mallards Pike and across the Forest of Dean (SN 654068 Viney Hill)
Instructor Qualification	In-house training.
Guidebook/Info.	N/A
Brief Description	Work together as teams to achieve the goals set for the specific exercises
Main Priority Hazards	Falling off equipment; Twisting ankles Abuse of equipment
Nearest Telephone	Viney Hill – Centre phone Mallards Pike – The Barracks *(NGR 633 093) Elsewhere in the Forest mobile phones will be used
Nearest Hospital	Minor injuries: Forest of Dean Community Hospital, Steam Mills Rd, Cinderford GL14 3HY, 0300 4212121 Major injuries: Gloucester Royal Hospital, Great Western Road, Glos, GL1 3NN 0300 4222222

Hazard	Measure to Reduce The Hazard
Falling off equipment	Safety helmets to be worn at all times when participants are more than 4 ft above the ground. All equipment checked before starting exercise. Participants to work as a team.
Twisting Ankles	Suitable footwear to be worn.
Abuse of equipment	Participants instructed on respect of equipment and instructors to ensure correct behaviour throughout exercise.
Slippery wooden surfaces in the wet	Ensure correct footwear is used and the group made aware of the additional hazard.
Hair and jewellery may get caught in equipment, cracks etc.	People with long hair must have it tied back or securely tucked away, jewellery and watches must be removed before the session commences if deemed dangerous by the Instructor.
Slips, trip and falls	Adequate footwear to be worn, with good tread. Shoe fastened correctly.
Meeting walkers, horse riders and mountain bikers	Participants advised to treat these with respect and if necessary to step from path until passed
Dogs	Participants warned to neither approach nor run from dogs.
Extreme weather	All participants to dress appropriately to the current weather conditions.
Forest Operations such as: Tree felling Clearing work Other work	<ul style="list-style-type: none"> ● Research Forest locations in advance and take note of relevant signage and commencement of forestry works. ● Keep away from machinery/forestry operations ● In doubt call the Forestry Commission for help/guidance
Wild Boar	See separate Risk Assessment for Wild Boar

Date	Review Date	Person completing/reviewing RA	Signature
6th January 2026	January 2027	Jon Holden – Centre Manager	<i>Jon Holden</i>


Activity	All Terrain Biking
Location	Within the Forest of Dean
Instructor Qualification	Any trail bike leader course (OTC, MIAS, MBLA etc.) knowledge of area.
Guidebook/Info.	N/A
Brief Description	Cycling on cycle paths and recognised off track routes to utilise the abilities of the specific group to the full
Main Priority Hazards	Falling off and losing control; Head injuries Traffic when using public roads Slippery/muddy paths Animals (dogs, sheep, deer etc.) Walkers, horse riders and other cyclists.
Nearest Telephone	Mobile phones to be used
Nearest Hospital	Minor injuries: Forest of Dean Community Hospital, Steam Mills Rd, Cinderford GL14 3HY, 0300 4212121 Major injuries: Gloucester Royal Hospital, Great Western Road, Glos, GL1 3NN 0300 4222222

Hazard	Measure to Reduce The Hazard
Falling off and losing control	All participants advised on correct use of gears and brakes, being aware of their surroundings and not riding beyond their capabilities. Supervision .
Head injuries	Cycle helmets must be worn whilst cycling
Traffic when using public roads	Ensure adherence to Highway code and cycling no more than two abreast
Slippery/muddy paths	Warn of danger and slow speed to suit the surface
Slips, trip and falls	Adequate footwear to be worn, with good tread. Shoe fastened correctly.
Meeting walkers, horse riders and mountain bikers	Participants advised to treat these with respect and if necessary to step from path until passed
Animals	Participants warned to neither approach nor run from animals.
Extreme weather	All participants to dress appropriately to the current weather conditions.
Forest Operations such as: Tree felling Clearing work Other work	<ul style="list-style-type: none"> ● Research Forest locations in advance and take note of relevant signage and commencement of forestry works. ● Keep away from machinery/forestry operations ● In doubt call the Forestry Commission for help/guidance
Wild Boar	See separate Risk Assessment for Wild Boar

Date	Review Date	Person completing/reviewing RA	Signature
6th January 2026	January 2027	Jon Holden – Centre Manager	

Activity	Archery
Location	Within the Centre grounds
Instructor Qualification	In-house trained or Archery GB instructor course with knowledge of our range.
Guidebook/Info.	N/A
Brief Description	The area set aside for archery is a quiet area of the Centre grounds which can easily be cordoned off for safety
Main Priority Hazards	Misdirected arrows People wandering on to target area Misuse of equipment Catching of bow string
Nearest Telephone	Centre phone
Nearest Hospital	Minor injuries: Forest of Dean Community Hospital, Steam Mills Rd, Cinderford GL14 3HY, 0300 4212121 Major injuries: Gloucester Royal Hospital, Great Western Road, Glos, GL1 3NN 0300 4222222

Hazard	Measure to Reduce The Hazard
Misdirected arrows	Instructor supervision at all times. All participants to only shoot when instructed by the instructor, and then only at the target area. Arrows only to be unsheathed when instructed.
Withdrawing arrows from targets	Instructor to ensure all shooting finished before allowing designated person to retrieve arrows
People wandering on to target area	Area cordoned off and warning signs erected before beginning activity. A warning notice shown at the path to archery and other residents warned in advance
Catching of bow string	All participants to be issued with arm Guard
Misuse of equipment	Participants warned of correct use of all equipment and warned that any abuse will lead to immediate suspension of the session.
Slips, trip and falls	Adequate footwear to be worn, with good tread. Shoe fastened correctly.

Date	Review Date	Person completing/reviewing RA	Signature
6th January 2026	January 2027	Jon Holden – Centre Manager	

Activity	Low Ropes Course
Location	Grounds of the Centre. SN 654068
Instructor Qualification	In-house trained
Guidebook/Info.	N/A.
Brief Description	The course has been made by the Centre for groups to work together to cross the equipment safely and as a team.
Main Priority Hazards	Falling from the ropes. Rope burns. Could be slippery in wet conditions.
Nearest Telephone	Centre phone to be used.
Nearest Hospital	Minor injuries: Forest of Dean Community Hospital, Steam Mills Rd, Cinderford GL14 3HY, 0300 4212121 Major injuries: Gloucester Royal Hospital, Great Western Road, Glos, GL1 3NN 0300 4222222

Hazard	Measure to Reduce The Hazard
Falling from the ropes.	All participants to wear helmets when on course.
Too many people on one piece of the course at one time.	The instructor is to communicate with the group and manage the number of participants on each interval obstacle.
Rope burns from falling.	Ensure all participants are wearing sensible footwear with a good tread.
Slippery in the wet.	Participants warned of the dangers of using the course in the wet and allowing extra time for the activity to take place. spotting on certain obstacles is required especially in wet conditions.
Hair and jewellery may get caught in equipment, cracks etc.	People with long hair must have it tied back and tucked away, must be removed before the session commences if deemed dangerous by the Instructor.
Slips, trip and falls	Adequate footwear to be worn, with good tread. Shoe fastened correctly.
Extreme weather	All participants to dress appropriately to the current weather conditions.

Date	Review Date	Person completing/reviewing RA	Signature
6th January 2026	January 2027	Jon Holden – Centre Manager	<i>Jon Holden</i>


Activity	Crate Stack
Location	Viney Hill Christian Adventure Centre SN 654068
Instructor Qualification	In-house training and Signed off by technical advisor or CWI / RCI/ ERCA or above
Guidebook/Further Information	N/A
Brief Description	The Crate stack is a purpose-built activity within the grounds of Viney Hill Christian Adventure Centre. The purpose of this activity is to build a tower of crates with one or two individuals balancing on top of the completed structure.
Approach	The activity takes place just inside Viney Hill Christian Adventure Centre on the right hand side
Main Priority Hazards	Vehicles coming in and out of the centre Participants falling on crates that have not knocked over Prevailing weather conditions Crates falling on participants at the bottom of the tower Incorrect belying
Nearest Telephone	Staff Office, Viney Hill Christian Adventure Centre
Nearest Hospital	Minor injuries: Forest of Dean Community Hospital, Steam Mills Rd, Cinderford GL14 3HY, 0300 4212121 Major injuries: Gloucester Royal Hospital, Great Western Road, Glos, GL1 3NN 0300 4222222

Hazard	Measure to Reduce The Hazard
Vehicles coming in and out of the centre	The area around the Crate Stack should make sure the barriers are up allowing vehicles to go around the activity.
Participants falling from the crate stack.	<ul style="list-style-type: none"> • Ensure that all of the participants are tied onto the rope using a carabiner or a rewoven figure of eight or bowline (with effective stopper knot), this would go through the sit harness. • Ensure that before lowering the participants all of the towers are knocked over and landing area is cleared of crates (exceptions can be made for lowering intervals while extra care, if deemed appropriate by the instructor, for example removing a participant from the create stack early). • Ensure that the belay rope is kept tight at all times. • Ensure that people passing the crates to the climbers stand well clear once they have passed a crate.
Slippery approach due to weather conditions	Ensure all participants are wearing sensible footwear with a good tread.
Objects falling	Ensure all climbers remove hard objects from pockets when climbing.
Equipment correctly fitted. Knot/Carabiner correctly attached.	Instructor to check each participant's harness and carabiner or knot (figure of eight knot with a stopper) are correctly attached.
Participants may not belay correctly, potentially causing injury to the climber	Give a thorough briefing on how to belay correctly. Instructor supervision at all times during the session.
Hair and jewellery may get caught in equipment, cracks etc.	People with long hair must have it tied back and tucked away, jewellery etc.. must be removed before the session commences.
Participants falling from the crate stack onto the crate pole.	Ensure that during the crate stack the crate pole is kept in a horizontal position when not being used to pass crates up.
Landing or tripping on crates	Landing area to be cleared before lowering, group warned about tripping on crates.
Slips, trip and falls	Adequate footwear to be worn, with good tread. Shoe fastened correctly.
Extreme weather	All participants to dress appropriately to the current weather conditions.

Date	Review Date	Person completing/reviewing RA	Signature
6th January 2026	January 2027	Jon Holden – Centre Manager	<i>Jon Holden</i>


Activity	Bushcraft and Shelter Building
Location	Viney Hill Christian Adventure Centre SN 654068 and in the woodlands within a 4 Km radius of the Centre, Viney Hill.
Guidebook/Further Information	N/A
Brief Description	Bush craft introduces the participants on what to eat, how to find water, how to build a shelter, and how to make a fire. Its main function is for the group to discover more about our natural environment, and to understand how we can interact with it and sustain it. Suitable for all ages and abilities. More advanced sessions are available on special request.
Approach	The activity takes place just inside Viney Hill Christian Adventure Centre on the wild campsite and in the local woods
Main Priority Hazards	Slippery nature of the woodland environment, especially after heavy rain Participants falling into the fire Participants not being 'fire aware' Shelters falling Injury from sticks being waved around/moved or broken.
Nearest Telephone	Staff Office, Viney Hill Christian Adventure Centre
Nearest Hospital	Minor injuries: Forest of Dean Community Hospital, Steam Mills Rd, Cinderford GL14 3HY, 0300 4212121 Major injuries: Gloucester Royal Hospital, Great Western Road, Glos, GL1 3NN 0300 4222222

Hazard	Measure to Reduce The Hazard
Slippery nature of the Forest environment	Ensure that all participants wear appropriate footwear with good tread. When approaching steep ground inform the group of the best way to ascend/descend, get the group to help each other out.
Slips, trip and falls	Adequate footwear to be worn, with good tread. Shoe fastened correctly.
Getting burnt from the fire	<ul style="list-style-type: none"> • Ensure that all participants with long hair have it tied back so it is well away from the fire. • Ensure that when participants are around the fire they are not bending over the fire. • Ensure that participants are not wearing clothing that is highly flammable. • Ensure that there is a bucket of water next to the fire.
Improper use of the fire steels	Give a good briefing on the correct use of the fire steels to ensure that all participants are kneeling over the fire steel before striking it.
Shelter falling/ Injury from sticks being waved around/moved or broken.	Supervision at all time by instructor/adult to ensure behaviour is controlled and safety briefing given about consideration to moving and building shelters from natural materials.
Hair and jewellery may get caught in branches	People with long hair must have it tied back and tucked away, jewellery and watches etc.. must be removed before the session commences.
The shelter may fall on participants once inside.	Ensure that the shelter is of a sturdy construction before the participants go inside the shelter.
Forest Operations such as: Tree felling Clearing work Other work	<ul style="list-style-type: none"> • Research Forest locations in advance and take note of relevant signage and commencement of forestry works. • Keep away from machinery/forestry operations • In doubt call the Forestry Commission for help/guidance
Wild Boar	See separate Risk Assessment for Wild Boar
Extreme weather	All participants to dress appropriately to the current weather conditions.

Date	Review Date	Person completing/reviewing RA	Signature
6th January 2026	January 2027	Jon Holden – Centre Manager	


Activity	Tunnels
Location	Viney Hill Christian Adventure Centre SN 654068
Guidebook/Further Information	N/A
Brief Description	Participants to navigate an artificial cave system
Approach	N/A
Main Priority Hazards	Drops within the tunnel system Banging heads on tunnels Friction grazes Blinding lights Psychological fear Participants leaving the cave and wandering off.
Nearest Telephone	Staff Office, Viney Hill Christian Adventure Centre
Nearest Hospital	Minor injuries: Forest of Dean Community Hospital, Steam Mills Rd, Cinderford GL14 3HY, 0300 4212121 Major injuries: Gloucester Royal Hospital, Great Western Road, Glos, GL1 3NN 0300 4222222

Hazard	Measure to Reduce The Hazard
Abrasions from contact with tunnels, hatches, edges etc	<ul style="list-style-type: none"> Participants are recommended to wear long sleeves and long trousers to protect the body from direct contact with tunnels and any grit etc in them. Don't let participants enter/lower down through the hatches in the chambers (Medical emergency only).
Falling out of a tunnel onto the junction room floor, causing injury. Difficulty getting into a small diameter tunnel	<ul style="list-style-type: none"> Safety Brief Given about obstacles and what to expect. Maximum height from a tunnel to the floor is 75cm. With care most participants can negotiate this size of drop. For less able participants including the very young, it is appropriate for someone to spot/assist the extraction from a tunnel into a junction room. Often it will be appropriate to make this a peer responsibility to the person behind you.
'Emotionally stuck' participant	<ul style="list-style-type: none"> Most people who are emotionally prepared to enter the tunnel system are likely to be able to reach the next junction room and with some encouragement are able to go back the way they have come to exit the system if necessary.
Wandering off	<ul style="list-style-type: none"> Safety brief about where to go/not go Supervision of participants by instructor/ adult.
Bumping into parts of the tunnel system or other people in a dark environment	<ul style="list-style-type: none"> Varying degrees of lighting are possible ranging from providing torch light and having all the access points open during daylight hours, to going through the tunnels with no artificial light at night-time with access points closed. Diminished lighting is in direct correlation to this aspect of risk but can also be used as an integral aspect of the activity.
Slips, trip and falls	<ul style="list-style-type: none"> Adequate footwear to be worn, with good tread. Shoe fastened correctly.

Date	Review Date	Person completing/reviewing RA	Signature
6th January 2026	January 2027	Jon Holden – Centre Manager	

Activity	Nightline (Geocache + Individual Session + Teambuilding)
Location	Viney Hill Christian Adventure Centre SN 654068 or within woods 3KM radius of the centre
Guidebook/Further Information	N/A
Brief Description	Participants to follow a set out rope course blindfolded feeling their way around obstacles.
Approach	Muddy terrain in wet conditions
Main Priority Hazards	Banging heads/ body on obstacles Uneven ground underfoot Traffic from car park (geocache only)
Nearest Telephone	Staff Office, Viney Hill Christian Adventure Centre
Nearest Hospital	Minor injuries: Forest of Dean Community Hospital, Steam Mills Rd, Cinderford GL14 3HY, 0300 4212121 Major injuries: Gloucester Royal Hospital, Great Western Road, Glos, GL1 3NN 0300 4222222

Hazard	Measure to Reduce The Hazard
Hitting objects	<ul style="list-style-type: none"> ● Safety Brief Given about obstacles and what to expect. ● Supervision of participants by instructor/ adult. ● Participants are recommended to wear long sleeves and long trousers to protect the body. ●
'Emotionally stuck' participant	<ul style="list-style-type: none"> ● Most people who are emotionally prepared to enter the tunnel system are likely to be able to reach the next junction room and with some encouragement are able to go back the way they have come to exit the system if necessary.
Slips, trip and falls	<ul style="list-style-type: none"> ● Adequate footwear to be worn, with good tread. Shoe fastened correctly.
Extreme weather	<ul style="list-style-type: none"> ● All participants to dress appropriately to the current weather conditions. ●
Meeting walkers, horse riders and mountain bikers	<ul style="list-style-type: none"> ● Participants advised to treat other users with respect and if necessary to step from path until passed
Forest Operations such as: Tree felling Clearing work Other work	<ul style="list-style-type: none"> ● Research Forest locations in advance and take note of relevant signage and commencement of forestry works. ● Keep away from machinery/forestry operations ● In doubt call the Forestry Commission for help/guidance
Wild Boar	<ul style="list-style-type: none"> ● See separate Risk Assessment for Wild Boar

Date	Review Date	Person completing/reviewing RA	Signature
6th January 2026	January 2027	Jon Holden – Centre Manager	

Activity	Coming across Wild Boar on activities in the Forest of Dean
Location	Forest of Dean
Guidebook/Further Information	N/A
Brief Description	In the Forest of Dean we do use the woodland for various peaceful activities and as such we could come across Wild Boar
Main Priority Hazards	Injury
Nearest Telephone	Instructor mobile
Nearest Hospital	Minor injuries: Forest of Dean Community Hospital, Steam Mills Rd, Cinderford GL14 3HY, 0300 4212121 Major injuries: Gloucester Royal Hospital, Great Western Road, Glos, GL1 3NN 0300 4222222

Hazard	Measure to Reduce The Hazard
Persons attacked by a wild boar	<p>Wild boar sightings are becoming more common in the Forest but are still rare and special occasions. Wild boar are normally secretive and nocturnal if they are not interfered with and there are very few documented cases of boar attacking people in Europe or elsewhere. If you do see wild boar we suggest you take the following advice:</p> <ul style="list-style-type: none"> ● If you see wild boar, do not approach them; if possible leave the area by the same route you approached by, or make a detour giving the animals a wide berth. ● Avoid areas of dense undergrowth or thick cover that sows favour as resting and breeding places. ● Avoid getting between a sow and her young. ● A disturbed sow may adopt a face on, rigid stance and snort, this is defensive threat behaviour and the best action is to back off.

Date	Review Date	Person completing/reviewing RA	Signature
6th January 2026	January 2027	Jon Holden – Centre Manager	